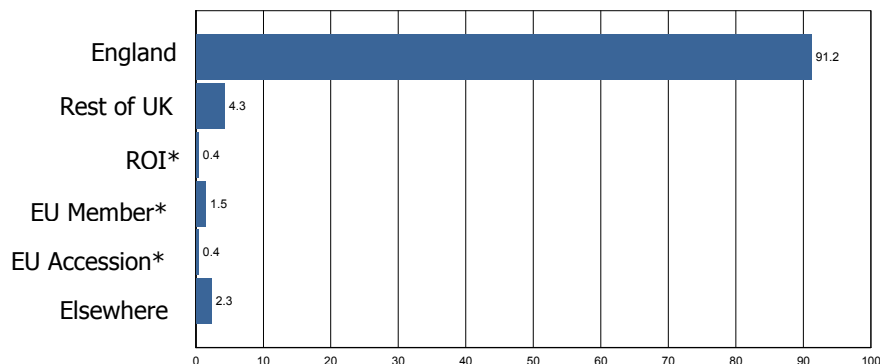


Bourton

All usual residents	822
% White British	97.6%
% BME (Black and Minority Ethnic Population)	2.4%

Country of Birth



*ROI - Republic of Ireland

*EU Member - These are countries that were members of the EU before April 2001

*EU Accession - These are countries that became members of the EU between April 2001 and March 2011 as part of the EU enlargement process

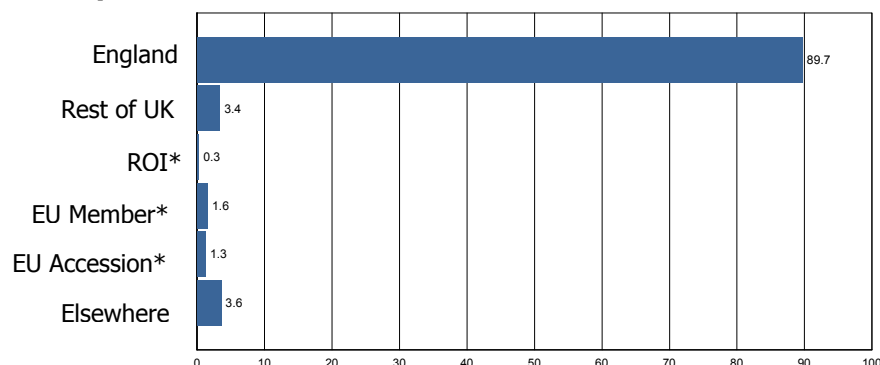
Household Language

All Households	364	
All people in household aged 16+ have English as main language	361	99.2%
No people in household aged 16+ have English as main language	3	0.8%

North Dorset

All usual residents	68,583
% White British	94.7%
% BME (Black and Minority Ethnic Population)	5.3%

Country of Birth



*ROI - Republic of Ireland

*EU Member - These are countries that were members of the EU before April 2001

*EU Accession - These are countries that became members of the EU between April 2001 and March 2011 as part of the EU enlargement process

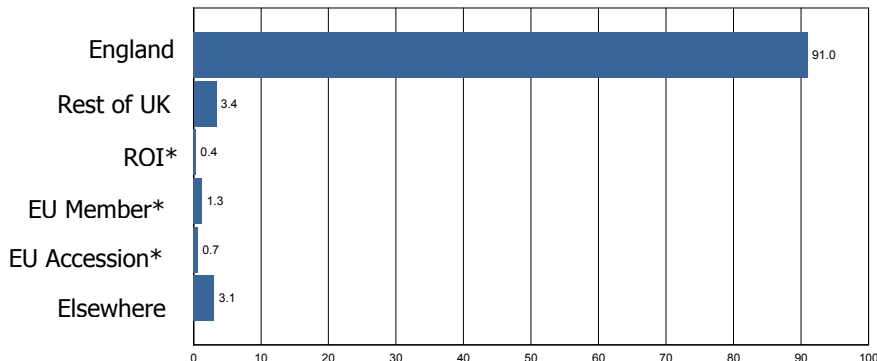
Household Language

All Households	28,670	
All people in household aged 16+ have English as main language	27,883	97.3%
No people in household aged 16+ have English as main language	365	1.3%

Dorset

All usual residents	412,905
% White British	95.5%
% BME (Black and Minority Ethnic Population)	4.5%

Country of Birth



*ROI - Republic of Ireland

*EU Member - These are countries that were members of the EU before April 2001

*EU Accession - These are countries that became members of the EU between April 2001 and March 2011 as part of the EU enlargement process

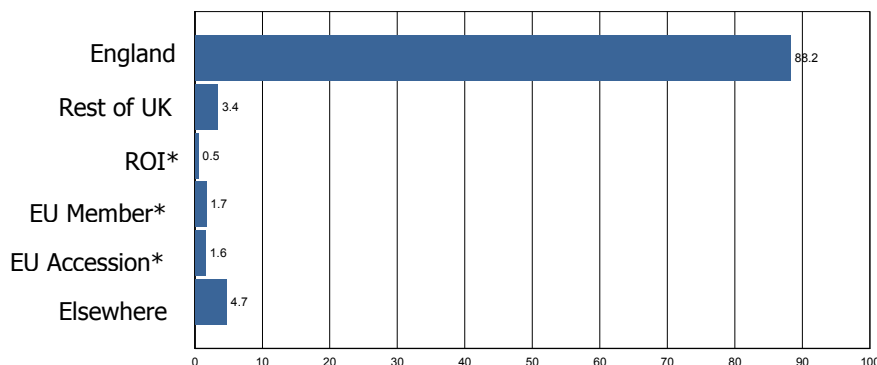
Household Language

All Households	180,213	
All people in household aged 16+ have English as main language	176,480	97.9%
No people in household aged 16+ have English as main language	1,306	0.7%

Dorset, Bournemouth and Poole

All usual residents	1,340,437
% White British	91.9%
% BME (Black and Minority Ethnic Population)	8.1%

Country of Birth



*ROI - Republic of Ireland

*EU Member - These are countries that were members of the EU before April 2001

*EU Accession - These are countries that became members of the EU between April 2001 and March 2011 as part of the EU enlargement process

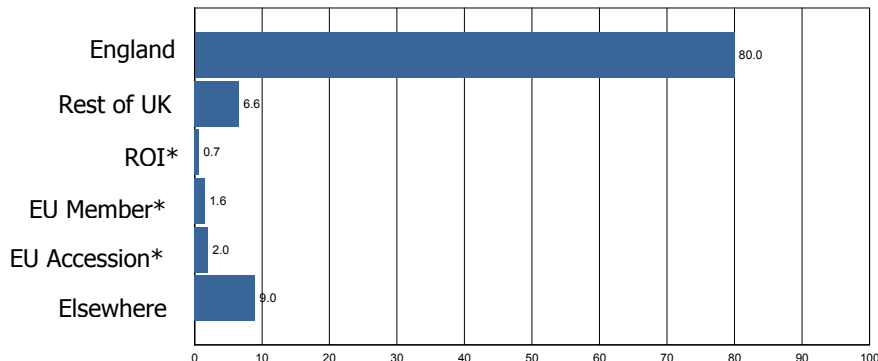
Household Language

All Households	326,117	
All people in household aged 16+ have English as main language	310,615	95.2%
No people in household aged 16+ have English as main language	7,427	2.3%

National (England and Wales)

All usual residents	56,075,912
% White British	80.5%
% BME (Black and Minority Ethnic Population)	19.5%

Country of Birth



*ROI - Republic of Ireland

*EU Member - These are countries that were members of the EU before April 2001

*EU Accession - These are countries that became members of the EU between April 2001 and March 2011 as part of the EU enlargement process

Household Language

All Households	23,366,044	
All people in household aged 16+ have English as main language	21,313,812	91.2%
No people in household aged 16+ have English as main language	1,002,072	4.3%